



**WAVE SHADE**<sup>®</sup>  
Retractable Shade Cover





# The Purpose

...of the Wave Shade

Defining an outdoor space in style while combining UV protection to create a shaded haven in the heat of summer can prove somewhat of a challenge. Through a unique design, the Wave Shade retracts away when you want the sun and extends out when you want shade protection.

These retractable shades offer property owners a fresh alternative to traditional shade options that are fixed in place and set in shape. The smooth billows bring an effortless style to indoor and outdoor areas. Designed to enhance your outdoor or indoor living, the modern range of fabrics naturally blend in and complement the existing style of your area.

## Superior Style

This unmistakable coastal influenced solution offers protection from the sun. Stylish and contemporary in design, Wave Shades' sleek aesthetics will suit any number of outdoor or indoor settings. A large range of premium fabrics and colours will suit the style you are looking for.

## User-friendly Design

The Wave Shade is a flexible, easily retractable billowing shade cover, with each section's movement designed to capture a relaxed coastal vibe. The shade slides on two wire cables that are tensioned around the perimeter to create a very lightweight system that is designed for ease of use.



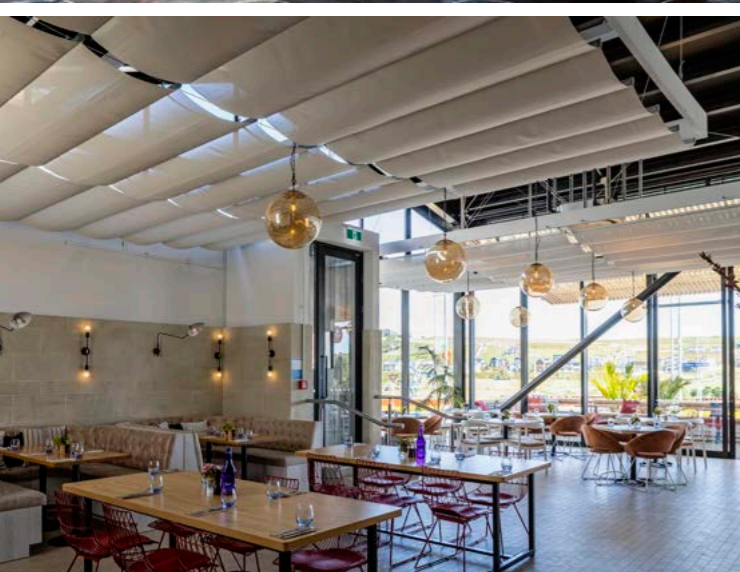



## Robust Componentry

We use only the very best components and shade materials to offer years of hassle free use. Built to perform in even the toughest conditions, they are also popular in coastal applications. A 5 to 10 year warranty on components and fabric, you can rest assured that your Wave Shade is robust and built to last.

## Customized for your space

You can be sure of a perfect fit, as every wave shade is crafted to fit your space. You can also customize fabric color and type, how many billows the shade has and how low these billows hang.




## Where can Wave Shade be installed?

Suitable for any number of applications, Wave Shade is the perfect solution for both the residential and commercial market.

Most commonly installed outdoors, your structure will provide shade protection in the heat of the day and the ability to retract it when more sunlight is required over decks, patios, gardens and more!


These are also perfect for cutting heat under existing glass or polycarbonate roofs. Indoor use provides an attractive ceiling feature and creates an acoustic buffer.





## Commercial

Popular at bars, cafes and vineyards, Wave Shade enhances the dining experience by creating a more relaxed, comfortable climate for customers without disrupting stunning views of the outdoors. It is also popular for its sleek, attractive looks and its acoustic dampening properties, creating a stylish but functional space.



## Pole Retraction

Designed for ease of use, the pole retraction system is an option that features an aluminum pole that hooks to a stainless steel cleat on the front spar of the Wave Shade to manually extend and retract the sail.



## Residential

The Wave Shade is custom made to fit into virtually any space to create an elegant look and provide shade from the sun. Homeowners find that this system maximizes their dream outdoor space, allowing them to simply retract the shade back when they want to enjoy the sun instead of the shade. Families have used the Wave Shade in many different applications like transforming patio's into shaded entertaining areas, and to extend kitchen, dining and living areas onto their deck for increased indoor/outdoor flow.



## Cord Retraction

The cord retraction option operates on a stainless steel pulley and a polyester braid. It works like a blind, pulling one side of the cord loop to retracts and pulling the other way extends the shade. This system allows you to lock of the Wave Shade when it's halfway open.

## Soltis 96 Features



Blocks up to 85% UV



Superior colour retention



Tear resistant



Lightweight



Easy to clean



4% Openness



Resists dirt

# Soltis 96

A quality, modern fabric providing top end performance.

This fabric has a 4% openness factor and is breathable with microperforation which reduces heat. A large colour range suits virtually any colour scheme adding style to your area. This fabric is the lightest in our range which makes your Wave Shade easy to use and enjoy. A double thickness solar protective coating extends this fabrics life.


If you would like to add quality, finesse, and class to your space, don't look any further than the Soltis 96.



# Soltis W96

Soltis W96 boasts the unique value of providing you with a water protected area. The smooth finish of the fabric makes it easy to clean and the double thickness solar protective coating extends the life of your fabric.

If it is comfort, quality and presence you are after, look to the Soltis W96.



## Soltis W96 Features



Blocks up to 100% UV



Superior colour retention



Tear resistant




Easy to clean



Resists dirt



Waterproof





# TECHNICAL INFO


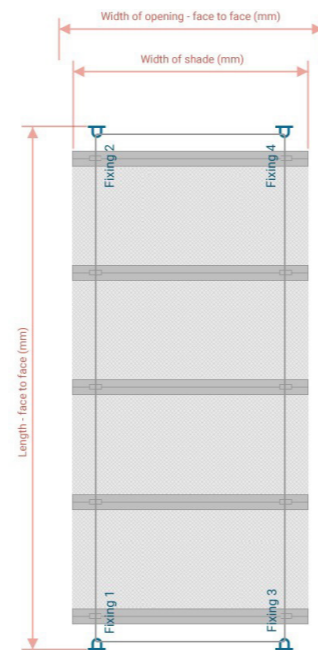
## How to Measure Up for your shade

The **Length** of your shade is the measurement from end to end. This measurement is taken from the face of your fixing point. The Wave Shade is manufactured shorter than this measurement to allow for the fixing hardware.

The **Width** of your shade is the actual width of the Wave Shade.

The **Width of Opening** measurement is required if you Wave Shade will be installed between walls or beams. This is so we can ensure your shade will open and close without touching anything on the sides.

If your Wave Shade is beside a beam or wall we recommend having at least 20mm clearance between the shade and the beam/wall. If you have 2 shades side by side we recommend having a 40mm gap between the shades.

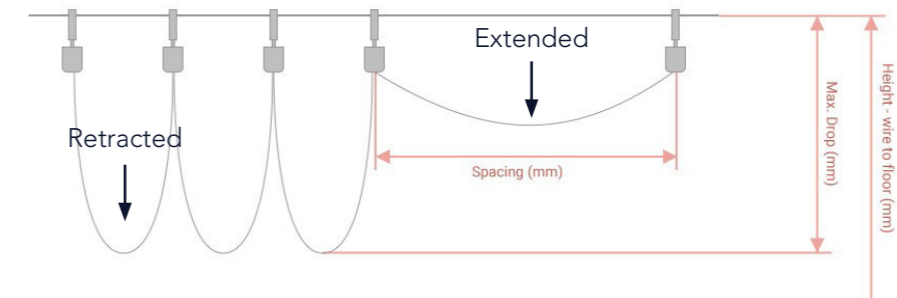


## Size Recommendations

As a guide we recommend keeping your Wave Shade under 14m<sup>2</sup> per shade. If your area is larger than this you should consider having more than one Wave Shade to keep them as user-friendly and lightweight as possible.

## Drop Dimensions (retracted)

The drop is from the wire cable to the bottom of the billow when the shade is retracted. If the Wave Shade will be retracting back over a door or window, we will need to know your max drop so we can make it to fit.

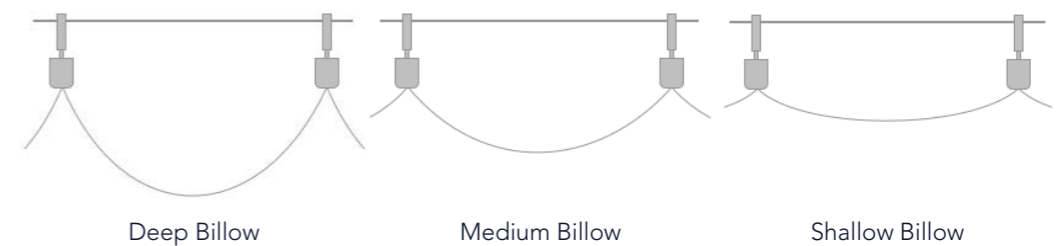


## Drop Dimensions (extended)

The spacing is the measurement between the centre of each spar when it is extended, the usual measurements are between 450mm to 750mm. We will calculate this depending on the length of your shade and the drop dimension.

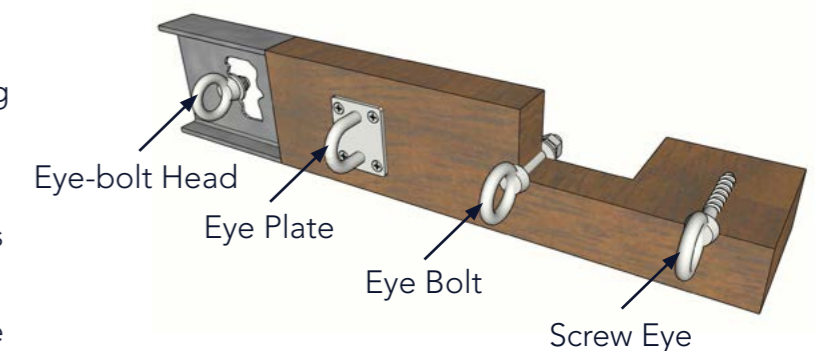
## Billow options (extended)

You can choose how much billow your Wave Shade has when it is fully extended. These shades are designed to billow down between the spars. You can select from the 3 styles shown below.



## Fixing Hardware options

There is a range of fixing hardware options depending on the structure you are attaching your Wave Shade to. There is also various sizes available too. These should be chosen carefully, if unsure always seek professional advice.





## Daily Use...

Wave Shade is designed for daily use only, not for permanent shade outdoors. So remember to extend it just while you require shade, when not in use always retract it away. Your Wave Shade can handle light to medium winds so never extend it during winds exceeding 32kph (20 mph). To keep your Wave Shade safe during storms:

- A. Remove it before the storm arrives or
- B. Use the supplied storm strap to secure it tight in the retracted position.(Pole retraction) or lock off the cord securely by wrapping tightly around the cleat (Cord Retraction).



  
**WAVE SHADE**<sup>®</sup>  
Retractable Shade Cover

**AVAILABLE FROM:**

The Outdoor Shop Australia Trading as The Shade Sail Shop  
2/165 Blackwall Road Woy Woy 2256 NSW 61 0401844741  
customquotes@theoutdoorshop.com.au  
www.theoutdoorshop.com.au

Manufactured and distributed by NuRange Products, New Zealand