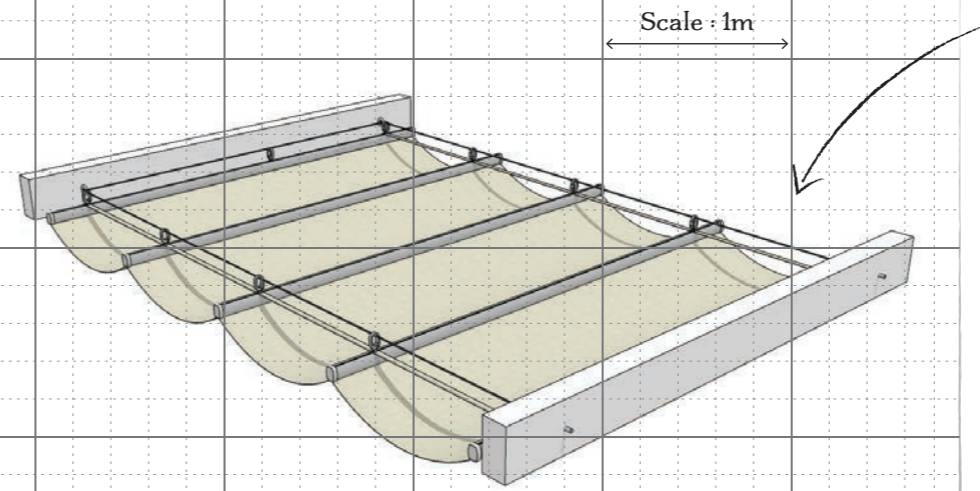


Make your shade.



1 Measure up.

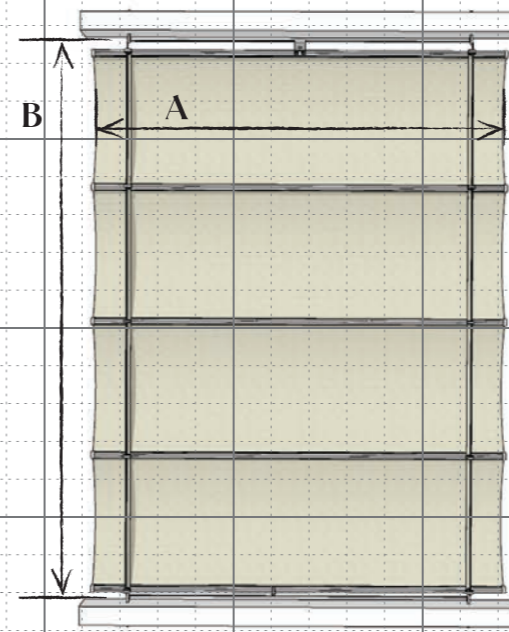
A is the finished shade width / B is the length from face to face. The maximum size per shade is 15m²

- Shade 1 × mm
- Shade 2 × mm
- Shade 3 × mm

2 Check the drop.

The drop refers to the length of fabric that hangs down below the wire cable when the shade is retracted. The standard drop is 400 - 450mm. 280mm is the minimum drop you can achieve.

mm



3 Retraction type.


- Pole Retraction** Aluminum pole hooks to a stainless steel cleat on the front spar of the Wave Shade to manually extend & retract.
- Cord Retraction** Operates like a blind with a stainless steel pulley and a black polyester braid. This system allows you to lock the shade halfway.

4 Select the hardware.



5 Choose your fabric.

- Soltis 96**
80% + UV Block
Fade Resistant
Quick to Clean
Breathable
- Soltis W96**
100% UV Block
Waterproof
Quick to clean
Install on an incline



Send photo's of your outdoor space to our design team for free tips & advice.

Canopi

Order your Shade
hello@canopishade.com